

# WHO'S WHO

## ExCom 2016-8



President  
B Willem Schreurs  
The Netherlands



President Elect  
Jean-Alain Epinette  
France



Past President  
Werner Siebert  
Germany



Secretary General  
Eleftherios Tsiridis  
Greece



Treasurer & Joint  
Editor-in-Chief  
Theofilos Karachalios  
Greece



Joint Editor-in-Chief  
Richard Baker  
UK

# SciCom



Chairman Luigi Zagra, Italy (pictured)

Vice-Chairman Th Karachalios, Greece

### Ex-Officio Members

President: B Willem Schreurs, The Netherlands

President Elect: Jean-Alain Epinette, France

Past President: Werner Siebert, Germany

Klaus-Peter Gunther, Germany

Thomas Ilchmann, Switzerland

Johan Karrholm, Sweden

Manuel Ribas Fernandez, Spain

Evert J Smith, UK

A Mazhar Tokgozoglu, Turkey



Chairman Gosta Ullmark, Sweden (pictured)

Vice-Chairman Bulent Atilla, Turkey

# EduCom

### Ex-Officio Members

President: B Willem Schreurs, The Netherlands

President Elect: Jean-Alain Epinette, France

Past President: Werner Siebert, Germany

Roberto Binazzi, Italy

Rui M V Cabral, Portugal

Eduardo Garcia-Rey, Spain

Hans Gollwitzer, Germany

Klaus-Peter Gunther, Germany

Alister Hart, UK

Michael Nogler, Austria

Soren Overgaard, Denmark


# OUR NAT REPS



Austria  
Martin Krismer




Belgium  
Thierry Scheerlinck



Bulgaria  
Asparouh Asparouhov



Croatia  
Goran Bicanic



Czech Republic  
Pavel Dungal



Denmark  
Stig Jakobsen



Finland  
Ville Remes



France  
Jean-Alain Epinette



Germany  
Fritz Thorey



Greece  
George Macheras



Hungary  
Zoltan Csernatony



Irish Republic  
Eric Masterson



Italy  
Nicola Santori



The Netherlands  
Stephan Vehmeijer



Norway  
Arild Aamodt



Portugal  
Pedro Dantas



Romania  
Bogdan Deleanu



Russian Federation  
Victor Voloshin



Slovak Republic  
Boris Steno



Slovenia  
Rihard Trebse



Spain  
Jose Cordero-Ampuero



Sweden  
Per Wretenberg



Switzerland  
Klaus Siebenrock



Turkey  
Mazhar Tokgozogu



Ukraine  
Stanislav Bondarenko



UK  
Evert Smith

# VISITING FELLOWSHIP

Having grown in strength, the EHS was able to offer two yearly fellowships: the Visiting (two weeks, EFORT-approved) and the Travelling (three weeks), to two fellows each year.

From many applications, the winners for the inaugural Visiting Fellowship in 2016 were Dr Olga Pidgaiska (Ukraine) and Mr Sujith Konan (UK). The host orthopaedic centers were in Athens, Larissa and Thessaloniki, Greece.

Here is their report (see the EHS website for the full version):-

The first week was spent between Athens and Larissa and the second week, Thessaloniki.

During our first three days in Athens, we had the pleasure of shadowing Prof George Macheras and his team in the KAT Hospital. Incidentally, this is the same city where Prof Hartofilakidis worked and published his seminal work on dysplasia. Prof Macheras has mastered the direct anterior approach using a traction table, and we also witnessed some revision cases with the traditional posterior approach. We had theatre sessions with Prof Macheras on three days and took turns to scrub for procedures with him. It was clear from the start that Prof Macheras had streamlined his theatre activities and trained up an excellent group of theatre personnel who brilliantly demonstrated their skills. The

positive attitude and teamwork was a delight to watch... During the ward round we observed post-operative patients who were mobilized early after DAA.

From Athens we travelled with to Larissa where our host was Prof Theofilos Karachalios, an accomplished surgeon, an excellent researcher and above all well read in history, music and politics. He had arranged an excellent flavour of cases he deals with on a regular basis. Greece is known to be part of the 'European dysplasia belt' and it was no surprise that the hip

replacements were all for high dislocations and neglected dysplasias. We had the opportunity to observe shortening osteotomies at sub trochanteric as well as distal femur levels. Two educational events were planned: an evening of presentations by the Orthopaedic Surgeons in

Larissa where we saw a fine exchange of research information, and a two day "suprapath concept" course with lectures and cadaveric demonstrations was also organized... Our visit to the holy Meteora Monastery was an unparalleled experience and deserves special mention.

In the second week of the fellowship, Prof Eleftherios Tsiridis in Thessaloniki hosted us. In anticipation of our visit, a schedule had been planned and included clinical activities, visits to historic locations and educational meetings. We spent time in two hospitals, Papageor-



## 2016 Greece



giou Hospital, a public facility, and St Luke's, an independent facility. We observed surgery in both and the case mix included hip replacements for dysplasia and complex revisions. We observed the technique of figure "7" autografting in a case of dysplastic acetabulum; Hartofilakidis method for controlled acetabulum-plasty with medial wall displacement; usage of TM for acetabulum augmentation and im-

plasty, all young students, surgeons and researchers presented with great zest.

The last two days of the fellowship included the annual MAST Course in Arthroplasty Surgery chaired by Prof Tsiridis, with national and international speakers providing relevant lectures and surgical demonstrations, including bespoke virtual reality surgery training.

Thessaloniki, located by the sea, was a beautiful location and visits to

*"This fellowship has given us a unique opportunity to visit leading surgeons and observe different teams at work. We picked up surgical, leadership and managerial tips that will stay in our minds forever. We also hope to establish strong research and educational links with the host centres for future endeavours"*

Left: Sujith Konan, UK  
Right: Olga Pidgaiska, Ukraine



paction grafting... We also visited Core-Kedek Research centre where Prof Tsiridis is Director; an impressive industry/research collaboration with ongoing research and innovation activities.

All the residents and surgeons are involved in research activities and during the scientific meeting created for our

historic sites, museums and Virginia, were mind-blowing experiences for us.

We would like to thank EHS for this opportunity and extend our sincerest gratitude to all the team for making our visit a truly fantastic experience, in particular Profs Macheras, Karachalios and Tsiridis, and Samantha Stokes.

# TRAVELLING FELLOWSHIP

The EHS Travelling Fellows 2017 were Goksel Dikmen (Turkey) and Oleksii Tankut (Ukraine). Extracts from Dr Dikmen's report are below and the full version is on our website...

First of all, I would like to state my deep gratitude to the ExCom of EHS, and the Chairman of the EHS EduCom, Prof Ullmark, for selecting me and giving me the opportunity to be a part of highly valuable clinical fellowship. Also, I would like to thank my chief Prof Tozun & Nat Rep Prof Tokgozoglul for their care and support. In addition, I'd like to thank the EHS for funding this Fellowship and last but not least, Mrs Samantha Stokes for her great help.

We started the fellowship in Marseille, then passed to St Etienne in the second week and finished in Quimper (Brittany) at the North Pole of France.

During the first week in Marseille, we saw the working style of Prof J N Argenson and his team in the Hospital Sainte Marguerite. Prof Argenson is a very busy surgeon, chief of the clinic, who spends most of his time on hip and knee arthroplasty, some trauma cases and also the set-up of the 2nd World Arthroplasty Congress, (organized by EKS, EHS & ICJR in 2018). We had theatre sessions with Prof Argenson and learned tips and tricks for supine position-anterolateral approach and how to

prepare the femoral canal for a custom made femoral stem.

We had a scientific meeting prepared by Sainte Marguerite's resident team, including a lectures on femoral and acetabular defect in revision THA. We had a chance to watch direct anterior approach with Prof Pinelli and the teamwork exhibited was very evident in OR. We also witnessed some hip revision cases and primary hip prosthesis. Dr Xavier showed us some hip arthroscopy cases for FAI patients.

We visited the biomechanical laboratory of St Marguerite, learned of research activities and observed the design of custom made prosthesis for scheduled patients with PhD students. Then we visited the most beautiful cities of Provence (Nice and Cannes), plus Monte Carlo and Monaco.

On week two, we arrived at St Etienne. In the Hospital Nord we met Prof Frederic Farizon and his team. Prof Farizon is an accomplished surgeon; an excellent chief and shows great care for all residents and all cases of the operating room, he is also a key researcher for the dual mobility concept. Prof Gilles Bousquet – the surgeon who first entered research and development phases, and worked on dual mobility design – had been his chief. A special thanks goes to Prof Farizon for letting us scrub for all procedures. He shared his knowledge



## 2017 France



very carefully and explained precisely, at every stage. The positive attitude and teamwork of Hospital Nord was a delight to watch. Posterior approach was the main approach; we learned some tips and tricks about how to apply dual mobility systems. We also had the chance to see an old Bousquet cup (tripod revision (18 years)) this was very interesting, because we did not observe linear wear in the old

with lots more knowledge and friends.

From St Etienne we travelled to Quimper – where Prof Francois Gaucher was our host – a well known area for congenital hip disease. We scrubbed up with Dr Philippe Brunet and learned tips about anterior and posterior approaches, plus knowledge on anatomical dual mobile cups, which are designed to decrease iliopsoas impingement of large poly

*“At Hospital Lannec, Prof Gaucher presented on femoral shortening osteotomy, cemented fixation techniques with and without trochanteric osteotomy in high hip dislocated patients. He lectured on the French classification of DDH (Cochin) and other classification systems and techniques after presentation”*

Photo: The famous Pointe du Raz, Brittany  
Left-Right: Oleksii Tankut (Ukraine), Prof Gaucher and Goksel Dikmen (Turkey)



polyethylene with a 22.2mm metal head – the revision reason was femoral neck and head material mismatch, not poly wear (taper corrosion).

The next day in OR, we assisted Prof Remi Philippot with primary and revision hip arthroplasty. A scientific meeting was organised too. We left this city

heads. We had a chance to see direct lateral trans-trochanteric chevron osteotomy for acetabular reconstruction with femoral head autograft and cemented femoral stem application in dysplasia sequel; it was a very nice experience to see such a difficult case for reconstruction.

# VISITING FELLOWSHIP

We would like to begin by expressing our gratitude to the ExCom of EHS, the President B Willem Schreurs for selecting us for this excellent opportunity for our careers and Prof Thorey for organising this busy fellowship. Dr Jesus Moreta would like to thank the Spanish Nat Rep Prof Jose Cordero-Ampuero, and Dr Oliver Marin-Pena and Dr Jenaro Fernandez-Valencia. Dr Antonios Koutalos would like to thank the Greek Nat Rep Prof George Macheras, Prof Eleftherios Tsiridis, the Secretary General of EHS and Prof Karachalios. Last, but not least, we would like to thank Mrs Samantha Stokes, for her help and support before, during and after the fellowship.

Our tour started in Heidelberg with Prof Fritz Thorey, a highly recognised hip specialist. Located in Germany's most romantic city, the prestigious ATOS Klinik offers high level medical services within 20 specialized centres. Prof Thorey has specialised in hip arthroscopy, hip primary arthroplasty and revision hip arthroplasty. During two days in OR we observed a variety of procedures, including primary hip arthroplasty through minimally invasive Watson Jones approach with short and conventional stems and complex revision hip arthroplasty. Prof Thorey showed us tips and tricks for supine

position-anterolateral approach and how to perform an adequate surgical exposure with it.

Our next stop was at Herzogin Elisabeth Hospital in Braunschweig with Prof Karl-Dieter Heller. This is one of the largest orthopaedic institutes in Germany. Prof Heller, chief of staff of the Orthopaedic Hospital, is a specialist in hip and knee surgery and has huge experience in primary and revision hip arthroplasty and arthroscopy. He was very kind and arranged many interesting

topics for us. We observed several cases of primary hip arthroplasty through MIS Hardinge approach, MIS Watson Jones approach and periprosthetic hip infections. The highlight in OR was observing a complex revision hip arthroplasty in a patient with severe acetabular bone defect.

In addition, we received clinical and basic science lectures regarding the principles of the Metha short stem, management of periprosthetic hip infection and custom implants for complex acetabular revision. We also had the opportunity to discuss the differences among the joint replacement procedures in the German, Greek and Spanish Health Systems.

After sightseeing in Dresden (we visited the Dresden Frauenkirche church, the Zwinger palace and the world famous Sember Opera House), Prof Gun-



## 2017 Germany



ther invited us for a walk along the Elbe river ending at Pillnitz Castle – a great place to continue our discussion on hip preservation surgery, the health systems of Germany, Greece and Spain and the future of orthopaedics.

On Monday we met with Prof Gunther at the University Hospital of Dresden, a public hospital taking care of patients with multiple comorbidities, complex cases and infections.

He made us short presentations about minimal invasive anterolateral


etabular impingement (arthroscopically assisted mini open surgery). We saw a really complex cam deformity with ischiofemoral impingement and a labral tear. A surgical hip dislocation was performed in order to achieve a labral repair, femoral neck osteoplasty and an osteotomy with neck lengthening. We also took part in a seminar about fast track surgery.

Next was Munich. We visited the University hospital (Rechts der Isar Hospital of the University of Technol-

ogy Munich) and saw three cases of hip arthroscopy, a revision THA and a THA with minimally invasive anterior approach. We spent the

*“In creating this fellowship, the EHS was driven by a goal to foster the talents of young hip surgeons by providing them with an inspiring and educational 2-week tour of outstanding centres for hip surgery in Germany.”*

Photo: Dr Jesus Moreta, Prof Thorey & Dr Antonios Koutalos



approach to the hip and showed us cases of hip preserving surgery. We scrubbed every day and saw an acetabular fracture with posterior wall and column fracture, three complex revision surgeries and two cases of hip preservation surgery. Prof Gunther showed us his technique with minimally invasive anterior approach to the hip to treat a patient with femoroac-

evening in Oktoberfest. We could not think of a better end for this fellowship. (The full report is available on the EHS website, [www.europeanhipsociety.com](http://www.europeanhipsociety.com))

# GUEST SOCIETY VISITING FELLOWSHIP

*In 2017, the American Association of Hip & Knee Surgeons invited EHS to be a Guest Society and to send a fellow to the USA. Eduardo Garcia-Rey was chosen among the applicants and here he reports on his experience...*

The EHS and the Colombian Orthopaedic Society were the Guest Societies during the last

American Association of Hip and Knee Surgeons (AAHKS) Meeting in Dallas, USA. As part of our cooperation,

I had the opportunity to become the Visiting Fellow for 2017 and for four weeks I attended two of the most prestigious Institutions and the aforementioned meeting.

From the very beginning, the collaboration and communication between AAHKS, EHS and myself was excellent, so the organisation during the whole Fellowship was outstanding.

I spent the first two weeks of the visit in the Hospital attached to one of the most renowned institutions in Science, Duke University. Founded in 1838, its Research activity is impressive, including several winners of the Nobel Prize in the last 15 years. The Hospital's Adult Reconstruction Unit lo-

cated by the University, and managed by Dr Michael Bolognesi, performs long and difficult hip and knee replacements in two different buildings. It should be noted the very large number of studies and the excellent clinical sessions where all surgeons discuss the most difficult cases impressed me.

North Carolina's beauty, its people and the excellent hosting from all the colleagues, made my days there an unforgettable experience.

In the AAHKS Meeting, with 2,000 attendees, US Hip and Knee Surgeons presented their studies at one of the most demanding Congresses in our

**President Schreurs and Dr Zagra represent EHS at the meeting in Philadelphia**



ing from all the colleagues, made my days there an unforgettable experience.

# 2017 USA



speciality. Our Society had an excellent welcome including a Reception with the Colombian Society, Poster Presentations, a booth and the participation in the Expert Session Cases of our Current and Past Presidents, Dr Schreurs and Dr Zagra.

Finally, I flew to the first US capital where the prestigious Rothman Institute is located, in Philadelphia. The historical city, with its monuments and beautiful streets includes the Jefferson Hospital in the centre.

The organisation of these days, managed by Dr Matt Austin, was perfect. The complexity of the Institution where I visited four different OR buildings, and the high volume of replacements performed, reflect the fact that Rothman has one of the most efficient recovery programs. The Fellow conferences, Journal Clubs and Research Building make for a huge number of published articles and meeting activities. Again, the welcome and support while visiting this unit was awesome.

I would like to thank the great effort made by the EHS ExCom in order to strengthen international cooperation by the most important associations in the world. I have just witnessed that opportunities like these are unique for sharing scientific knowledge indeed. Finally, I really want to say how welcome my hosts and all of those involved made me feel during my visit.



Above: Dr Eduardo Garcia-Rey of EHS (right) with Dr Michael Bolognesi at Duke University Hospital in Durham, North Carolina, USA  
Below: Dr Garcia-Rey at the Rothman Research Building in Philadelphia, Pennsylvania, USA



# TRAVELLING FELLOWSHIP

*This wonderful report is available in its entirety from the EHS website. This is a shortened version, due to space issues:-*

The Fellowship in Turkey was split between Ankara and Istanbul. We were extremely fortunate to have fantastic hosts. Profs Mazhar Tokgozoglou and Bulent Atilla are renowned hip surgeons and had prepared an exciting, well-balanced and broad agenda covering all aspects of hip surgery. Their hospitality was second to none.

Our experience started with an extremely busy outpatient clinic at the Hacettepe University Hospital in Ankara. We reviewed and discussed the diagnosis, clinical examination and treatment options for patients with complex hip pathologies. Those included Crowe 2-4 neglected DDH cases, post-traumatic hip deformities, aseptic loosening around 20-25 year old THAs and lastly THAs in spastic paraplegia and paediatric neurologic conditions. A stimulating clinic session followed. We learned of the team's experience with complex THAs in DDH of variable severity including their experience with acetabular and femoral reconstructions using femoral autograft for the acetabulum and a plate to augment the femoral shortening osteotomy, whilst using a standard primary uncemented stem and cup.

Prof Atilla showed us the Anatolian

Civilisations Museum, one of the most impressive museums we have ever seen, displaying over 11,500 years of history.

Next we visited Cankaya private hospital, where with Prof Tandogan and Dr Kayaalp we discussed indications, surgical techniques and outcomes in hip arthroscopy, and observed two FAI cases treated arthroscopically...

Following talks on hip preservation, we joined Prof Atilla for a nice anterior approach for open FAI treatment. This was followed by a complex revision of a loose stem in a previously 4-times revised THA.

The second week started with lectures at Hacettepe by Prof Yazici and invited Prof Omeroglu discussing cerebral palsy, neuromuscular hip problems, the hip-spine syndrome in young patients, neglected DDH cases and its differentiated surgical treatment with various concepts of acetabular and femoral reconstruction. Then we joined Prof Tokgozoglou in OR for a complex 3rd time revision with an extended trochanteric osteotomy of a 24-year old in situ revision THA with femoral allograft that was aseptically loose.

Next we joined Dr Caglar performing a complex primary THA for a Crowe 3 DDH with acetabular roof reconstruction using femoral head autograft.

At the conference later, Christian talked on the variability of native anatomy in primary hip osteoarthritis

and its implications for pre-operative templating, implant choice and subsequent patient reported outcome. George talked on hip-spine syndrome and outcome post-THA. Both presentations stimulated lively discussions.

## 2018 Turkey



and its implications for pre-operative templating, implant choice and subsequent patient reported outcome.

George talked on hip-spine syndrome and outcome post-THA. Both presentations stimulated lively discussions.

At the Department of Orthopaedics and Trauma Surgery at University of Ankara Hospital, (the largest University Hospital at Ankara) Prof Kinik lead discussions on the treatment of hip and peri-prosthetic fractures, followed by the observation of a very elegant surgery performed for the treatment of extra-capsular hip and peri-prosthetic distal femoral fractures re-

explore the city's Asian and European parts by taking the ferry from Kadikoy to Besiktas with fantastic views of the Bosphorus. The last two days were committed to a primary and revision hip arthroplasty course chaired by Prof Atilla and organised by the Turkish Hip Society at Acibadem University.

We are grateful to our chiefs and departments (Prof Ewerbeck, Depart-

***"We will be forever grateful to Profs Tokgozoglou and Atilla for their outstanding hospitality, perfect organisation, and their care and humour. We leave Turkey with unique impressions and lots of new friends"***



Photo L-R: Christian Merle, Prof Tokgozoglou, Prof Atilla & George Grammatopoulos

spectively. We also joined Dr Basarir performing a 2-stage THA procedure associated with significant proximal femoral bone loss for PJI. The OR set-up and team collaboration was very impressive, as five OR rooms are all joined by an open corridor, allowing for excellent inter-collegiate discussion and support.

We flew to Istanbul and set out to

ment of Orthopaedic and Trauma Surgery, Heidelberg University Hospital, Germany and Prof Haddad, University College Hospital, London, England) for supporting us. Christian would like to thank Profs Murray and Aldinger and George would like to thank Prof Beaulé and Mr Andrade. We would like to express our gratitude to the EHS for the unique opportunity in making this happen. Mrs Samantha Stokes deserves our special thanks for the excellent communication and organisation throughout.

# EHS-SUPPORTED COURSES

As well as organising fellowships each year, EHS also supports national hip congresses, by co-organising them and/or sending the best speakers in the field to enhance faculty and boost scientific content. This initiative is organised by the EHS ExCom, EduCom and SciCom. Here are just some of the hip courses EHS is supporting... to include a local event, please email Samantha Stokes ([samstokesehs@gmail.com](mailto:samstokesehs@gmail.com))



Valladolid, Spain  
55° National Congress  
SECOT 26-8th September  
2018 EHS Speakers: P  
Wretenberg, G Ullmark,  
Th Karachalios, M Krismer



Rotterdam, The Netherlands  
10th October 2018  
Dutch Orthopaedic  
Society/Dutch Hip Society  
EHS Speakers: R Binazzi,  
G Flivik and J-A Epinette



Berlin, German Hip Society  
DKOU 23-26th October  
2018 EHS Speakers:  
M Dienst, H Gollwitzer,  
E Tsiroidis, K Gunther,  
L Zagra, J-A Epinette



Buenos Aires, Argentina  
ACARO Annual Meeting  
3-5th October 2018  
EHS Speakers: B W  
Schreurs and J Cordero



Lisbon, Portuguese Soc of  
O&T Combined Course on  
Hip Revision Arthroplasty  
1st December 2018 EHS  
Speakers: B W Schreurs,  
A Hart, J Cordero



Kharkiv, Ukraine  
International conference  
on Advanced Treatment  
of Hip and Knee Pathology  
25-26th of April 2019

looking ahead



Thessaloniki, Hellas  
5th MAST Course  
7-9th December  
EHS Speakers: R Trebse,  
B Atilla, O Marin-Pena,  
W Macaulay, L Poultides



Bristol, UK  
15-16th November 2018  
Bristol Hip Arthroplasty  
Course: Total Hip Arthro-  
plasty and Hip Surgery –  
The Future Today



Vijandi, Estonia  
Estonian Orthopaedic  
Congress on Preservation  
Hip, 14-16th November  
2018 EHS Speakers:  
M Ribas and N Reina

## RECENT EHS-SUPPORTED MEETINGS

**Barcelona, Spain**  
*19th EFORT Congress*  
30th May - 5th June  
2018 (See p36)

**Barcelona, Spain**  
*Hip Meeting: BHM 18*  
*Back to the Future*  
16-18th April 2018  
EHS Speaker: E Tsiroidis

**New Orleans, USA**  
*Annual Meeting AAOS*  
6-10th March 2018  
EHS Speaker: B W  
Schreurs & L Zagra

**Co Mayo, Ireland**  
*10th Mayo Arthroplasty*  
*Conference*  
20-22nd April 2018  
EHS Speakers:  
G Macheras, E Smith

**Stockholm, Sweden**  
*Annual Revision THA*  
*Course*  
11-13th April  
2018  
EHS Speaker:  
Theofilos  
Karachalios

**Rome, Italy**  
*2nd World Arthroplasty*  
*Congress*  
19-21st April 2018





**EUROPEAN HIP SOCIETY**

---



[www.europeanhipsociety.com](http://www.europeanhipsociety.com)  
facebook: European Hip Society